

















## 9 200m Breaststroke Men Final

Official

## Total

Rank	Competitor	Age	Club	RT	PTS	Result
1	 Douglas Ja...	18	 Kiwi West A...	0.63		<b>2:40.79</b> Entry: 2:41.32 <span style="color: green;">-0.53</span>
	25m: 15.89		50m: 35.56 (19.67)			
	75m: 55.93 (20.37)		100m: 1:16.75 (20.82)			
	125m: 1:37.90 (21.15)		150m: 1:58.98 (21.08)			
	175m: 2:19.85 (20.87)		200m: 2:40.79 (20.94)			
2	 Turei Braden	14	 Heretaunga...	0.68		<b>2:44.20</b> Entry: 2:40.45 <span style="color: red;">+3.75</span>
	25m: 16.75		50m: 36.46 (19.71)			
	75m: 57.24 (20.78)		100m: 1:18.16 (20.92)			
	125m: 1:39.53 (21.37)		150m: 2:01.01 (21.48)			
	175m: 2:22.71 (21.70)		200m: 2:44.20 (21.49)			
3	 Alexander ...	15	 Enterprise ...	0.63		<b>2:44.86</b> Entry: 2:48.88 <span style="color: green;">-4.02</span>
	25m: 16.88		50m: 37.26 (20.38)			
	75m: 57.88 (20.62)		100m: 1:19.38 (21.50)			
	125m: 1:40.82 (21.44)		150m: 2:02.31 (21.49)			
	175m: 2:23.74 (21.43)		200m: 2:44.86 (21.12)			
4	 Wiley Daniel	15	 Heretaunga...	0.66		<b>2:46.82</b> Entry: 2:47.75 <span style="color: green;">-0.93</span>
	25m: 16.93		50m: 37.89 (20.96)			
	75m: 59.20 (21.31)		100m: 1:21.28 (22.08)			
	125m: 1:42.76 (21.48)		150m: 2:04.27 (21.51)			
	175m: 2:25.91 (21.64)		200m: 2:46.82 (20.91)			
5	 Singh Tara...	14	 Napier Aqu...	0.71		<b>2:46.84</b> Entry: 2:44.86 <span style="color: red;">+1.98</span>
	25m: 16.91		50m: 37.48 (20.57)			
	75m: 58.57 (21.09)		100m: 1:20.31 (21.74)			
	125m: 1:41.53 (21.22)		150m: 2:03.97 (22.44)			
	175m: 2:25.33 (21.36)		200m: 2:46.84 (21.51)			
6	 Hodge Oscar	13	 Pirates Swi...	0.53		<b>2:53.03</b> Entry: 2:53.72 <span style="color: green;">-0.69</span>
	25m: 17.22		50m: 37.59 (20.37)			
	75m: 58.89 (21.30)		100m: 1:20.65 (21.76)			
	125m: 1:43.41 (22.76)		150m: 2:06.81 (23.40)			
	175m: 2:30.08 (23.27)		200m: 2:53.03 (22.95)			
7	 Macalalad ...	15	 Central Ha...	0.68		<b>2:53.16</b> Entry: 3:00.56 <span style="color: green;">-7.40</span>
	25m: 16.39		50m: 36.88 (20.49)			
	75m: 58.17 (21.29)		100m: 1:20.79 (22.62)			
	125m: 1:43.20 (22.41)		150m: 2:06.53 (23.33)			
	175m: 2:30.24 (23.71)		200m: 2:53.16 (22.92)			
8	 Stuttle Alex	13	 Heretaunga...	0.79		<b>2:57.14</b> Entry: 2:56.65 <span style="color: red;">+0.49</span>

25m: 18.37      50m: 40.47 (22.10)  
 75m: 1:02.90 (22.43)      100m: 1:25.54 (22.64)  
 125m: 1:48.53 (22.99)      150m: 2:12.18 (23.65)  
 175m: 2:35.07 (22.89)      200m: 2:57.14 (22.07)

9



Lahav Shai

13



Pirates Swi... 0.51

3:07.50

Entry: 3:13.44 -5.94

25m: 20.12      50m: 42.86 (22.74)  
 75m: 1:06.48 (23.62)      100m: 1:30.03 (23.55)  
 125m: 1:54.67 (24.64)      150m: 2:18.75 (24.08)  
 175m: 2:43.21 (24.46)      200m: 3:07.50 (24.29)

10



Hacking Co...

13



Napier Aqu... 0.60

3:10.06

Entry: 3:14.19 -4.13

25m: 19.88      50m: 43.34 (23.46)  
 75m: 1:07.99 (24.65)      100m: 1:32.37 (24.38)  
 125m: 1:57.67 (25.30)      150m: 2:22.36 (24.69)  
 175m: 2:46.99 (24.63)      200m: 3:10.06 (23.07)

11



Kilpatrick ...

12



Trojans Swi... 0.51

3:28.18

Entry: 3:43.98 -15.80

25m: 22.49      50m: 48.49 (26.00)  
 75m: 1:15.61 (27.12)      100m: 1:42.27 (26.66)  
 125m: 2:09.75 (27.48)      150m: 2:36.87 (27.12)  
 175m: 3:02.75 (25.88)      200m: 3:28.18 (25.43)

12



McEntee Levi

12



Heretaunga... 0.59

3:30.62

Entry: 3:40.85 -10.23

25m: 22.34      50m: 48.11 (25.77)  
 75m: 1:15.34 (27.23)      100m: 1:42.23 (26.89)  
 125m: 2:09.42 (27.19)      150m: 2:37.28 (27.86)  
 175m: 3:04.53 (27.25)      200m: 3:30.62 (26.09)

13



Simpson Ni...

9



Trojans Swi... 0.61

3:39.52

Entry: 4:05.11 -25.59

25m: 22.87      50m: 49.43 (26.56)  
 75m: 1:16.20 (26.77)      100m: 1:43.50 (27.30)  
 125m: 2:11.76 (28.26)      150m: 2:40.14 (28.38)  
 175m: 3:09.31 (29.17)      200m: 3:39.52 (30.21)